

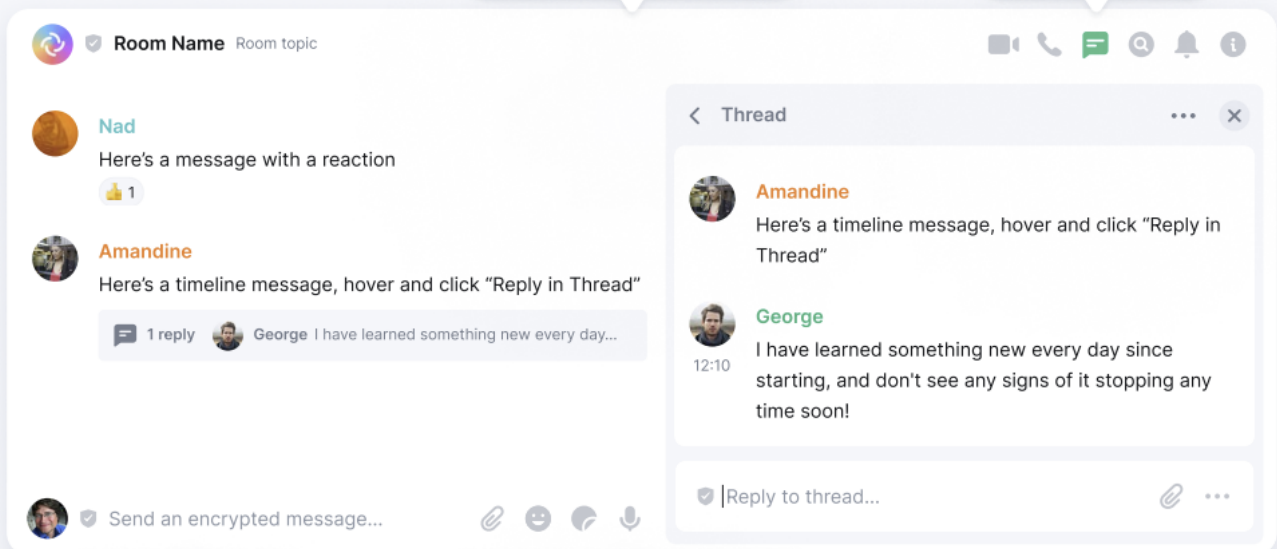
The Middle Panel

The middle panel.

Here is where the conversations happen! 🙌

A. Room header

C. Threads

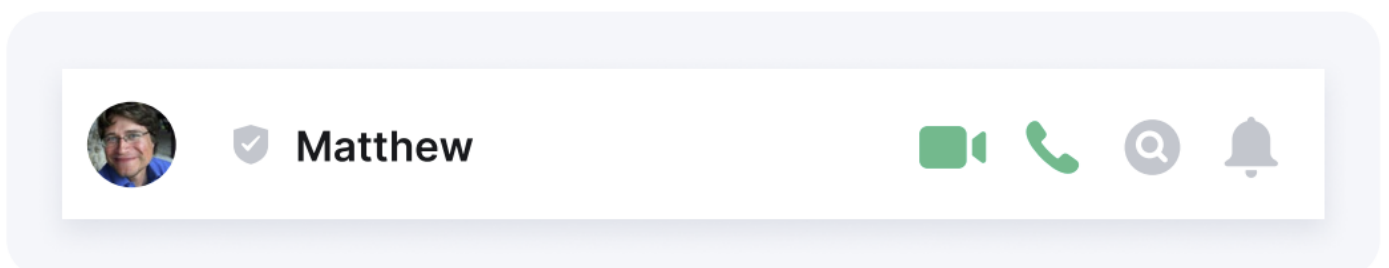


B. Messages

D. Voice messages

A. Room header

Shows you the room name and a quick summary of the topic. Settings and details of the room can be found and managed in the right hand panel (see separate section).



Start a video or audio call when you're in a room or conversation by clicking on the icons in the "Room header".

B. Messages

Send a message by typing into the composer. Hit enter to send.

Notify someone in a room by writing their name or @ before their name.

Send a file either by drag and drop or click on the paperclip to browse your filesystem. You can also copy/paste into the composer.

React with emojis ? by hovering on a message and clicking the smiley face!

Reply to a message by hovering on a message and clicking the reply button.

Edit a message you've sent by hovering on the message and clicking the edit button (the room will be notified of edited messages).

Remove a message you've sent by hovering on it, clicking the 3 dots option button and choosing "remove" (the room will see a note that a message has been removed).

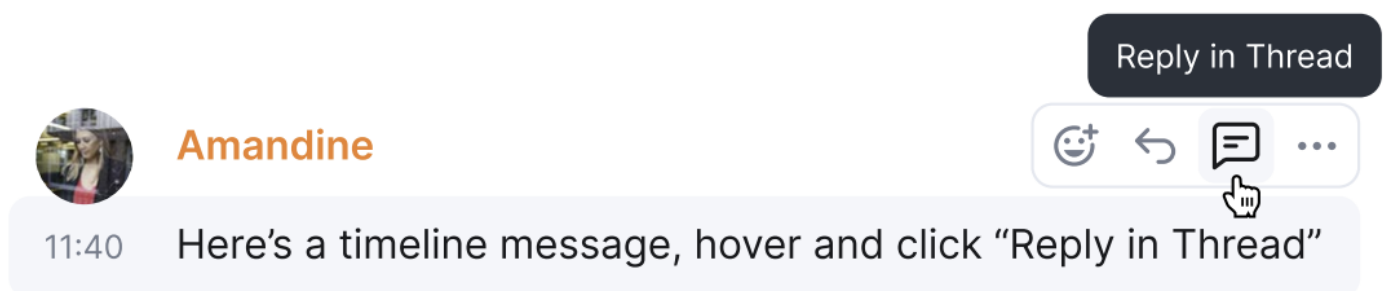
Format text by highlighting your message in the composer. You have options to bold, italics, strikethrough, code block and quote messages.

Forward a message by highlighting your message, clicking the options button and choosing "forward". You can then choose which room or conversation you want to forward it to.

Quote a message by hovering over your message and clicking the options button. You can then click "Quote" and type in your desired message.

C. Threads

Threads move message replies out of your timeline to help declutter the main feed, keep topics together and "catch up" on conversation easier.



You can see Thread responses and respond/react to them.



Amandine

Here's a timeline message, hover and click "Reply in Thread"



1 reply



George I have learned something new every day...

And see Threads in a room on the Thread panel.

< **Thread** ... ×

Amandine
Here's a timeline message, hover and click "Reply in Thread"

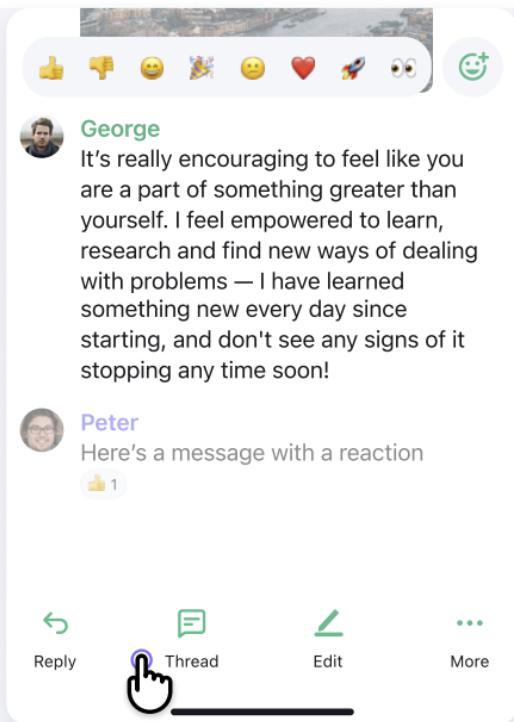
12:10

George
I have learned something new every day since starting, and don't see any signs of it stopping any time soon!

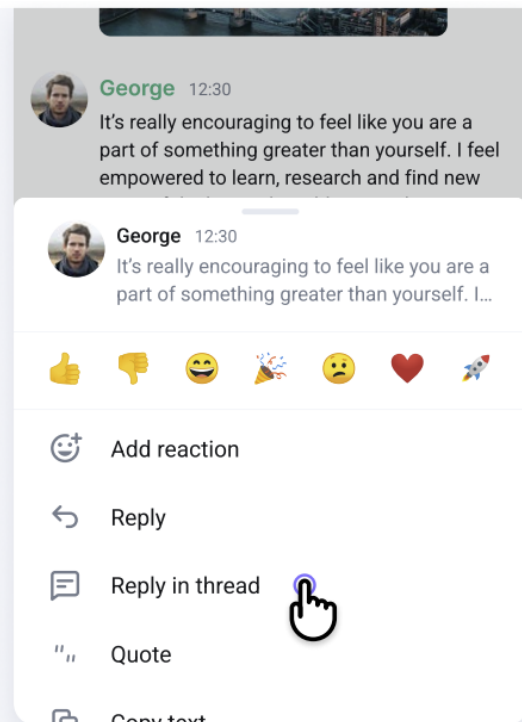
| Reply to thread...

...

Tap on a message to bring up options then "Thread / Reply in thread"



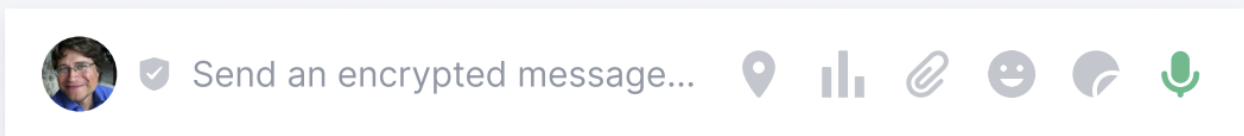
iOS



Android

D. Voice Messages

Send a voice message when you're in a room by clicking on the microphone in the "composer" bottom right hand corner.



Revision #3

Created 2 August 2023 15:02:56 by Kieran Mitchell Lane

Updated 6 November 2024 12:51:51 by Kieran Mitchell Lane