

Setting up Sliding Sync

Introduction to Sliding Sync

Sliding Sync is a backend component required by the Element X client beta. It provides a mechanism for the fast synchronisation of Matrix rooms. It is not recommended for production use and is only provide to enable the usage of the Element X client. The current version does not support SSO (OIDC/SAML/CAS). If you wish to try out the Element X client, then you need to be using password-based auth to allow Sliding Sync to work. SSO support (OIDC/SAML/CAS) will be added with a later version of the Sliding Sync tooling.

Installing Sliding Sync


From the integrations page, simply click the install button next to Sliding Sync:


Sliding Sync Experimental

[Install](#)

Sliding Sync is a backend component required by the Element X client beta. It provides a mechanism for the fast synchronisation of Matrix rooms. It is not recommended for production use and is only provide to enable the usage of the Element X client. The current version does not support SSO (OIDC/SAML/CAS). If you wish to try out the Element X client, then you need to be using password-based auth to allow Sliding Sync to work. SSO support (OIDC/SAML/CAS) will be added with a later version of the Sliding Sync tooling.

This will take you to the following page:


Secrets / Sliding Sync 

Show Values 


Config

Verify TLS

Use Global Setting


Default 

TLS Verification

Secrets / Sliding Sync / Sync Secret 

Sync Secret

.....

 Default


It should be generated randomly. It should never change.

Log

Logging settings

Level

Info

Default 

The maximum level of log output

You should be able to ignore both the sync secret and the logging, but if you ever wanted to change them, you can do that here.

If you are using an external PostgreSQL database, then you will need to create a new database for sliding sync and configure that here:

PostgreSQL

Configuration of Postgres database

Database

PostgreSQL database name

Host

PostgreSQL database host

Port

5432

Default

PostgreSQL port

SSL Mode

Require

Default



TLS settings to use for the Postgres connection

User


PostgreSQL username

Secrets

/

Sliding Sync

/

Postgres Password 

Postgresql Password



The postgres password

You will also need to set two values in the "Advanced" section -- the FQDN for sliding sync:

Ingress

Settings dedicated to k8s ingresses

Full-Qualified Domain Name *

Fully qualified domain name of the ingress

and the certificates for serving that FQDN over SSL:

TLS

☐ Certmanager / Let's Encrypt ☒ Certificate File

☐ Existing TLS Certificates in the Cluster

☐ Externally Managed

Upload a certificate and its private key.

Certificate


Certificate file

Secrets

/

Sliding Sync

/

Certificate 

Certificate




SlidingSync Certificate

Secrets

/

Sliding Sync

/

Private Key 

Private key



SlidingSync Private Key

Revision #2

Created 5 July 2023 19:05:27 by Karl Abbott

Updated 6 August 2024 14:02:04 by Andrew Ferrazzutti