

# Customize containers ran by ESS

## Issue

- In some deployments, you might want to customize the containers, because you want to add contents, change the web clients features, etc.

## Environment

- Element Server Suite (ESS) On-Premise

## Resolution

The steps are:

- Create a new configmap definition with the overrides you need to configure and inject it into the cluster.
- Configure the installer to use the new Images Digests Config Map.
- Generate secret for the registry (if it requires authentication) and add it to ESS.

### Creating the new Images Digests Config Map

In order to override images used by ESS during the install, you will need to inject a new ConfigMap which specifies the image to use for each component. To do that, you will need to inject a ConfigMap. It's structure maps the components of the ESS, all of them can be overridden :

```
data:
  images_digests: |# Copyright 2023 New Vector Ltd
    adminbot:
      access_element_web:
      haproxy:
      pipe:
    auditbot:
      access_element_web:
      haproxy:
      pipe:
    element_call:
      element_call:
      sfu:
      jwt:
      redis:
```

element\_web:  
 element\_web:  
groupsync:  
 groupsync:  
hookshot:  
 hookshot:  
hydrogen:  
 hydrogen:  
integrator:  
 integrator:  
 modular\_widgets:  
 appstore:  
irc\_bridges:  
 irc\_bridges:  
jitsi:  
 jicofo:  
 jvb:  
 prosody:  
 web:  
 sysctl:  
 prometheus\_exporter:  
 haproxy:  
 user\_verification\_service:  
matrix\_authentication\_service:  
 init:  
 matrix\_authentication\_service:  
secure\_border\_gateway:  
 secure\_border\_gateway:  
sip\_bridge:  
 sip\_bridge:  
skype\_for\_business\_bridge:  
 skype\_for\_business\_bridge:  
sliding\_sync:  
 api:  
 poller:  
sydent:  
 sydent:  
sygnal:  
 sygnal:  
synapse:

```
haproxy:
redis:
synapse:
synapse_admin:
  synapse_admin:
telegram_bridge:
  telegram_bridge:
well_known_delegation:
  well_known_delegation:
xmpp_bridge:
  xmpp_bridge:
```

Each container on this tree needs at least the following properties to override the source of download :

```
image_repository_path: elementdeployment/vectorim/element-web
image_repository_server: localregistry.local
```

You can also override the image tag and the image digest if you want to enforce using digests in your deployment :

```
image_digest: sha256:ee01604ac0ec8ed4b56d96589976bd84b6eaca52e7a506de0444b15a363a6967
image_tag: v0.2.2
```

For example, the required configmap manifest (e.g. `images_digest_configmap.yml`) format would be, to override the `element_web/element_web` container source path :

```
apiVersion: v1
kind: ConfigMap
metadata:
  name: <config map name>
  namespace: <namespace of your deployment>
data:
  images_digests: |
    element_web:
      element_web:
        image_repository_path: mycompany/custom-element-web
        image_repository_server: docker.io
        image_tag: v2.1.1-patched
```

Notes:

- the `image_digest:` may need to be regenerated, or it can be removed.










- The `image_repository_path` needs to reflect the path in your local repository.
- The `image_repository_server` should be replaced with your local repository URL

The new ConfigMap can then be injected into the cluster with:

```
kubectl apply -f images_digest_configmap.yml -n <namespace of your deployment>
```

You will also need to configure the ESS Installer to use the new Images Digests Config Map by adding the `<config map name>` into the Cluster advanced section.

#### SECTIONS

-  Host
-  Domains
-  Certificates
-  **Cluster**
-  Synapse
-  Element Web
-  Homesever Admin
-  Integrator
-  Integrations

## Cluster

Your Element Deployment runs on top of Kubernetes, a clustering software that isolates and manages your services.

Advanced ^

Secrets / Global v

Show Values v

### Config

Images Digests Config Map

A configmap containing images digests metadata to override

☐ Support DNS Federation Delegation

Enable DNS Record delegation. In this mode, WellKnownDelegation is not deployed, and the domain name is served under Synapse ingress.

If your registry requires authentication, you will need to create a new secret. So for example, if your registry is called `myregistry` and the URL of the registry is `myregistry.tld`, the command would be:

```
kubectl create secret docker-registry myregistry --docker-username=<registry user> --docker-password=<registry password> --docker-server=myregistry.tld -n <your namespace>
```

The new secret can then be added into the ESS Installer GUI advanced cluster Docker Secrets:

## Docker Secrets

Name \*

localregistry

Edited

Docker secret to use for ems image store

URL \*

localregistry.local

Edited

The docker registry url for this secret

Add more Docker Secrets

## Handling new releases of ESS

If you are overriding image, you will need to make sure that your images are compatible with the new releases of ESS. You can use a staging environment to tests the upgrades for example.

---

Revision #4

Created 14 November 2023 08:54:13 by Gaël Goinvic

Updated 4 July 2024 08:33:45 by Hugh Nimmo-Smith